

//// dedalo

mdt

MÁQUINA DEL TIEMPO / DELAY

Congratulations, you have acquired the Maquina del tiempo!

With this delay generating machine, you will create atmospheres, modulations, double-tracking and infinite repetitions. The mythical sound of a dual-head tape delay in an easy to use and compact pedal.

- Double simultaneous delay
- Delay time: Simple 30/600ms and Double 60/1200ms
- Vintage tape echo sound
- Analog circuit for saturation and filters
- Modulation with depth and speed controls
- Infinite feedback
- True Bypass



O6 - INPUT Effect input, connect your instrument here.

Controls

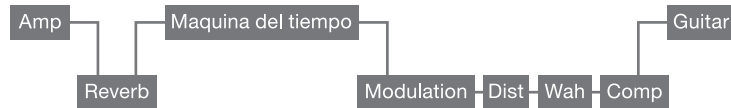
07 - OUTPUT Effect output, connect your amplifier here.

08 - DC 9V Power supply input, connect your dc adapter here.

09 - BYPASS LED Lights up when the effect is engaged.

10 - TRUE BYPASS Turns on/off the effect. The true bypass switch allows your sound to remain intact when the effect is off.

Order in the effects chain



Technical specifications

Model 2012 - MDT-5

True Bypass

Input impedance: 700Kohm

Power supply: DC 9v center negative (minimum 100mA)

Battery Power: 9v Alkaline

Power consumption: 60mA at 9v DC

Dimensions: 12cm x 9.4cm x 5.4cm

Weight: 460gr

Trim pots:

RV1: Rate: Modulation speed

RV2: Input Trim: Input level to the delay circuit

RV3: Feedback: Maximum feedback

Use and care of the pedal

- To place a battery, remove the lid by removing screws.
- Use only regulated 9v dc adapter, with negative center polarity. In no way should be connected to 220V or adapters of other kinds.
- Avoid dropping, hitting or exposing the pedal to extremes of humidity or temperature.
- Disconnect the input when the pedal is not in use to avoid battery drain.
- Remove the battery if you don't plan to use the pedal for a long time.
- To clean the pedal, use a dry cloth.
- Do not remove the protective silicone legs, they protect the pedal from shocks and external pressures.

Problems and solutions

- *The LED lights up but there is only sound when the effect is in bypass:*
Make sure the instrument is properly connected to the INPUT jack, and the amplifier to the OUTPUT jack.
- *The indicator LED doesn't light up:*
The pedal is not connected to a working DC adapter, or to a charged battery.
- *The effect is too weak, or the sound is unduly saturated:*
Put a new battery or try an appropriate DC adapter. If the pedal is connected in a loop, check its send and return levels.
- *The pedal makes a high pitched whine:*
The battery has insufficient charge.
- *The pedal makes a low pitched hum:*
Feed the pedal with a regulated dc adapter of sufficient amperage
- *The sound cuts out intermittently:*
This may be due to a failure in the true bypass switch. See warranty terms.

Terms of warranty

- The warranty is only valid for the original owner for 2 years from the date of purchase.
- The warranty must be requested on the trade where the pedal was acquired.
- DEDALO ensures that the pedal is free from defects in materials and workmanship.
- DEDALO will choose to repair or replace any faulty piece on the pedal at its sole option.
- Failures due to accident or misuse are not covered in the warranty.
- DEDALO is not responsible for any loss or damage the user may suffer as a result of using the pedal.
- Batteries or power adapter are not included in the warranty.
- In this pedal there is no piece that could be repaired by the user. The repair or modification by personnel not authorized by DEDALO will void the warranty.
- Shipping or other fees that may arise, are not covered by warranty.

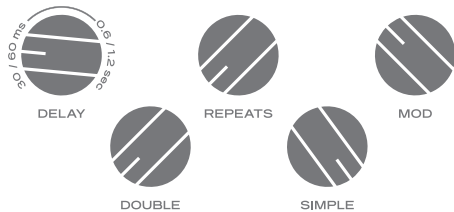
Sound Settings

Register your pedal!

www.dedalofx.com.ar/register

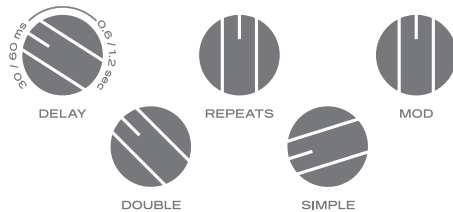
www.dedalofx.com.ar

Sound Settings



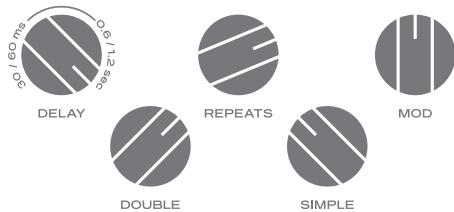
Slapback

Sound Settings

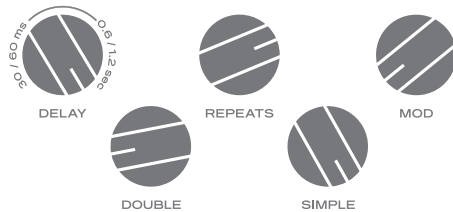


Ambient Lead

Space Echoes



Triplets Echo



Sound Settings



DELAY



REPEATS



MOD



DOUBLE



SIMPLE

Flanged repeats

MADE IN ARGENTINA

