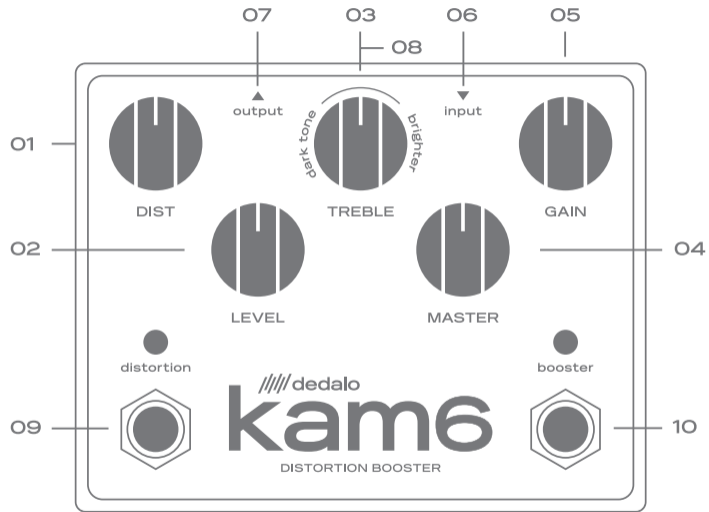


//// dedalo
kam6
DISTORTION BOOSTER

Congratulations, you got the Kamikaze!

The KAM6 combines a FET saturation stage with a LED clipping stage to give you the most organic and powerful distortion. Besides, thanks to its 20dB of clean boost you can switch between leads and rhythm with just the click of a button. Play with fire!

- Wide range of distortion
- Organic and open tone with great sustain
- Independent Booster with 20dB of gain
- Master Knobs acts as a 2nd booster of output level
- Analog circuit with LED/FET clipping
- Highly sensitive to your touch dynamics
- True Bypass of both Distortion and Booster sections



Controls

01 - DIST The amount of distortion. This control is very sensitive and provides a wide range of sounds. Set it carefully to get the desired sustain and saturation. Try setting a lower Dist and push it further with the Gain of the Booster.

02 - LEVEL Output level when only the Distortion section is active.

03 - TREBLE Treble control. Turn to the right for an open and bright tone, and to the left for a darker sound.

04 - MASTER Output level when both Distortion and Booster sections are engaged. This allows you to raise the output of the effect at the same time that boosting the input, to further overdrive the amp or get the perfect level for lead guitar parts.

05 - GAIN Gain applied by the Booster. A stronger signal gets into the Distortion circuit, getting more saturation and sustain out of it.

06 - INPUT Effect input, connect your instrument here.

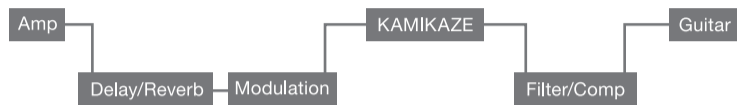
07 - OUTPUT Effect output, connect your amplifier here.

08 - DC 9V Power supply input, connect your dc adapter here.

09 - DISTORTION Turns on/off the Distortion section. This true bypass switch allows your sound to remain intact when the effect is off.

10 - BOOSTER Turns on/off the Booster. This true bypass switch allows your sound to remain intact when the effect is off.

Order in the effects chain



Technical specifications

Model 2018 - KAM-6

True Bypass

Input impedance: 750Kohm

Power input: DC 9v center negative (minimum 100mA)

Battery power: 9v Alkaline

Dimensions: 12cm x 9.4cm x 5.4cm

Weight: 465gr

Use and care of the pedal

- Use only regulated 9v dc adapter, with negative center polarity. In no way should be connected to 220V or adapters of other kinds.
- Avoid dropping, hitting or exposing the pedal to extremes of humidity or temperature.
- To clean the pedal, use a dry cloth.
- Do not remove the protective silicone legs, they protect the pedal from shocks and external pressures.

Problems and solutions

- *The LED lights up but there is only sound when the effect is in bypass:*
Make sure the instrument is properly connected to the INPUT jack, and the amplifier to the OUTPUT jack.
- *The indicator LED doesn't light up:*
The pedal is not connected to an appropriate DC adapter.
- *The indicator LED doesn't light up, and when connecting the pedal, the power supply/other pedals turn off:*
Check that the DC plug doesn't have metallic parts that may touch the case of the pedal.
- *The effect is too weak, or the sound is unduly saturated:*
Use an appropriate DC adapter. If the pedal is connected in a loop, check its send and return levels.
- *The pedal makes a low pitched hum:*
Feed the pedal with a regulated dc adapter of sufficient amperage
- *The sound cuts out intermittently:*
Check the condition of the input and output cables.

Terms of warranty

- The warranty is only valid for the original owner for 2 years from the date of purchase.
- The warranty must be requested on the trade where the pedal was acquired.
- DEDALO ensures that the pedal is free from defects in materials and workmanship.
- DEDALO will choose to repair or replace any faulty piece on the pedal at its sole option.
- Failures due to accident or misuse are not covered in the warranty.
- DEDALO is not responsible for any loss or damage the user may suffer as a result of using the pedal.
- Power adapter not included in the warranty.
- In this pedal there is no piece that could be repaired by the user. The repair or modification by personnel not authorized by DEDALO will void the warranty.
- Shipping or other fees that may arise, are not covered by warranty.

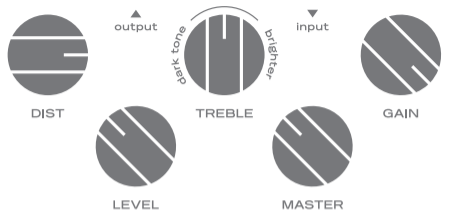
Register your pedal!

www.dedalofx.com.ar/register

www.dedalofx.com.ar

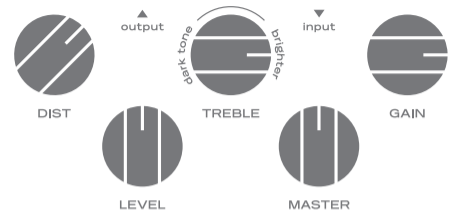
Sound Settings

Sound Settings



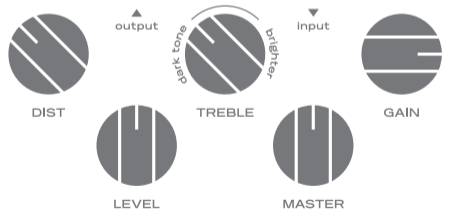
Hardcore

Sound Settings

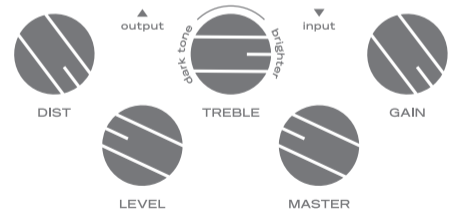


Hard Rock

Classic Rock



Sustain Lead



Sound Settings



Alternative



MADE IN ARGENTINA

